

ROYALL

Royall Products

325 South Park Street Reedsburg, WI 53959

info@royallproducts.com

608-768-8508

Furnace ●

Boiler ●

Sealcoating ●

Skid Steer ●

Fuel Tanks ●

Tanks / Vessels ●

Grills / Smokers ●

Wind Turbines ●

Camping Gear ●

Pond Supply ●

Cattle Crossings ●

Plumbing Supply ●

shop
ROYALL
ShopRoyall.com

TABLE OF CONTENTS

- Wood Furnace _____ Page 3
- Wood Boiler _____ Page 5
- Boiler / Furnace Parts _____ Page 12
- Plumbing Supply _____ Page 15
- Sealcoating _____ Page 17
- Skid Steer Attachements _____ Page 21
- Above Ground Fuel Tanks _____ Page 23
- Storage Tanks and Vessels _____ Page 25
- Rolloff Dumpsters _____ Page 26
- Truck Beds _____ Page 27
- Grills and Smokers _____ Page 28
- Vertical Axis Wind Turbines _____ Page 31
- Camping and Outdoor Gear _____ Page 32
- Pond Supply _____ Page 33
- Cattle Crossings _____ Page 34

ROYALL
PRODUCTS

608-768-8508

325 South Park Street, Reedsburg, Wisconsin 53959 / info@royallproducts.com

ROYALL FURNACE

Delivering Safe Efficient Whole House Heating

The Best Residential Wood Furnace Heating Solution

Indoor wood burning furnaces that are designed for a lifetime of quality, maintenance free service.

We're committed to building the best performing, longest lasting indoor wood furnace available. Our efficient series of indoor wood furnaces utilize a specially designed forced draft system that directs air below the cast iron furnace grates efficiently burning wood from the bottom to the top



8095

95,000 btu

- 38" x 22" x 41" (HxWxD)
- 26" Log Length
- 10 and 12 ga Construction
- (4) Rocker Grate System
- 50 cfm Forced Draft Fan
- 5.6 Cu ft Firebox Capacity
- 10" x 14" Fuel Door
- 5" x 7" Ash Removal Door
- Full Firebrick lining
- 8" Collar, 6" Flue



8130

130,000 btu

- 48" x 24" x 42" (HxWxD)
- 26" Log Length
- 10 and 12 ga Construction
- (4) Rocker Grate System
- 50 cfm Forced Draft Fan
- 7.4 Cu ft Firebox Capacity
- 10" x 14" Fuel Door
- 5" x 7" Ash Removal Door
- Full Firebrick lining
- 8" Collar, 6" Flue



8150

150,000 btu

- 48" x 24" x 42" (HxWxD)
- 26" Log Length
- 10 and 12 ga Construction
- (4) Rocker Grate System
- 50 cfm Forced Draft Fan
- 7.4 Cu ft Firebox Capacity
- 10" x 14" Fuel Door
- 5" x 7" Ash Removal Door
- Full Firebrick lining
- 8" Collar, 6" Flue

ENERGYKING FURNACE

Solid Fuel Furnace Solutions

Residential Wood Furnace Heating Solutions

Indoor wood furnaces that are designed for years of quality, and maintenance free service.

If you want an efficient way to heat your home, then EnergyKing is your only answer. Don't let unpredictable and expensive home heating costs keep you out in the cold. Take your family's comfort into your own hands with an EnergyKing Furnace



EK365

125,000 btu

- 48" x 26" x 53" (HxWxD)
- 22" Log Length
- 1/4 and 7 ga Construction
- Stationary Grates Standard
- Optional Rocker Grates
- 50 cfm Forced Draft Fan
- 6.0 Cu ft Firebox Capacity
- 15" x 13" Fuel Door
- 7" x 11" Ash Removal Door
- Full Firebrick lining
- 6" Flue



EK385

125,000 btu

- 48" x 26" x 53" (HxWxD)
- 22" Log Length
- 1/4 and 7 ga Construction
- Stationary Grates Standard
- Optional Rocker Grates
- 50 cfm Forced Draft Fan
- 7.0 Cu ft Firebox Capacity
- 12" x 14" Fuel Door
- 7" x 11" Ash Removal Door
- Full Firebrick lining
- 6" Flue



EK480

160,000 btu

- 51" x 26" x 60" (HxWxD)
- 24" Log Length
- 1/4 and 7 ga Construction
- Stationary Grates Standard
- Optional Rocker Grates
- 50 cfm Forced Draft Fan
- 9.0 Cu ft Firebox Capacity
- 15" x 13" Fuel Door
- 7" x 11" Ash Removal Door
- Full Firebrick lining
- 6" Flue

Shop Online: ShopRoyall.com

04

More Information: EnergyKing.com

ROYALL BOILER

Complete Residential Solutions

Residential Wood Boiler Heating Solutions

Indoor wood boilers that are designed for years of quality, and maintenance free service.

Why have an indoor boiler instead of an outdoor boiler? It starts with more convenient access to the system without having to face the outdoor elements. You have less heat loss since the system is in an insulated building.



6100

90,000 btu

- 51" x 26" x 28" (HxWxD)
- 26 Gallon Capacity
- 20" Log Length
- 1/4 and 5/16 Construction
- (2) Stationary Grates
- 50 cfm Forced Draft Fan
- 4.75 Cu ft Firebox Capacity
- 10" x 14" Fuel Door
- 5" x 7" Ash Removal Door
- Full Firebrick lining
- 8" Collar, 6" Flue
- 1-1/4 FNPT Connections



6130

130,000 btu

- 44" x 24" x 38" (HxWxD)
- 28 Gallon Capacity
- 26" Log Length
- 1/4 and 5/16 Construction
- (4) Rocker Grate System
- 50 cfm Forced Draft Fan
- 6.2 Cu ft Firebox Capacity
- 10" x 14" Fuel Door
- 5" x 7" Ash Removal Door
- Full Firebrick lining
- 8" Collar, 6" Flue
- 1-1/4 FNPT Connections



6150

150,000 btu

- 50" x 26" x 38" (HxWxD)
- 30 Gallon Capacity
- 26" Log Length
- 1/4 and 5/16 Construction
- (4) Rocker Grate System
- 50 cfm Forced Draft Fan
- 8.1 Cu ft Firebox Capacity
- 10" x 14" Fuel Door
- 5" x 7" Ash Removal Door
- Full Firebrick lining
- 8" Collar, 6" Flue
- 1-1/4 FNPT Connections

Complete Commercial Solutions

Commercial Wood Boiler Heating Solutions

Indoor and Outdoor Wood boilers that are designed for years of quality, maintenance free service.

Our time honored commercial indoor wood boiler will heat small businesses under 4,500 sq feet in area with even heat. Reliability that can keeps your commercial business warm and comfortable no matter how cold it gets.



6200

200,000 btu

- 59" x 34" x 38" (HxWxD)
- 73 Gallon Capacity
- 26" Log Length
- 1/4 and 5/16 Construction
- (4) Rocker Grate System
- 50 cfm Forced Draft Fan
- 13 Cu ft Firebox Capacity
- 10" x 14" Fuel Door
- 5" x 7" Ash Removal Door
- Full Firebrick lining
- 8" Collar, 6" Flue
- 2" FNPT Connections



6300

300,000 btu

- 59" x 34" x 53" (HxWxD)
- 130 Gallon Capacity
- 43" Log Length
- 1/4 and 5/16 Construction
- (8) Rocker Grate System
- 75 cfm Forced Draft Fan
- 7.4 Cu ft Firebox Capacity
- 17" x 17" Fuel Door
- 5" x 7" Ash Removal Door
- Full Firebrick lining
- 8" Collar, 6" Flue
- 2" FNPT Connections



6490

490,000 btu

- 74" x 50" x 65" (HxWxD)
- 196 Gallon Capacity
- 56" Log Length
- 1/4 and 5/16 Construction
- (16) Rocker Grate System
- (2) 146 cfm Forced Draft Fans
- 7.4 Cu ft Firebox Capacity
- 29" x 25" Fuel Door
- 6" x 20" Ash Removal Door
- Full Firebrick lining
- 8" Flue
- 2-1/2" FNPT Connections

Shop Online: ShopRoyall.com

06

More Information: RoyallBoiler.com

ROYALL OUTDOOR BOILER

The Same Great Boiler For Outdoor

Residential or Commercial Outdoor Boiler Solutions

Our Outdoor wood boilers are designed for years of quality, maintenance free service.

We're committed to building the best performing, longest lasting outdoor wood boilers available. The boiler tradition that started in 1968 continues today with our efficient series of outdoor wood boilers designed with a specially designed forced draft system.



6200

200,000 btu

- 77" x 49" x 83" (HxWxD)
- 73 Gallon Capacity
- 26" Log Length
- 1/4 and 5/16 Construction
- (4) Rocker Grate System
- 50 cfm Forced Draft Fan
- 13 Cu ft Firebox Capacity
- 10" x 14" Fuel Door
- 5" x 7" Ash Removal Door
- Full Firebrick lining
- 8" Collar, 6" Flue
- 2" FNPT Connections



6300

300,000 btu

- 77" x 49" x 83" (HxWxD)
- 130 Gallon Capacity
- 43" Log Length
- 1/4 and 5/16 Construction
- (8) Rocker Grate System
- 75 cfm Forced Draft Fan
- 7.4 Cu ft Firebox Capacity
- 17" x 17" Fuel Door
- 5" x 7" Ash Removal Door
- Full Firebrick lining
- 8" Collar, 6" Flue
- 2" FNPT Connections



6490

490,000 btu

- 90" x 62" x 81" (HxWxD)
- 196 Gallon Capacity
- 56" Log Length
- 1/4 and 5/16 Construction
- (16) Rocker Grate System
- (2) 146 cfm Forced Draft Fans
- 7.4 Cu ft Firebox Capacity
- 29" x 25" Fuel Door
- 6" x 20" Ash Removal Door
- Full Firebrick lining
- 8" Flue
- 2-1/2" FNPT Connections

AQUA-THERM BOILER

Designed
For A Long
Lifespan

Traditional Residential Wood Boiler Heating

The Aqua-Therm boiler brand is designed for many years of quality service while maintaining high internal temperatures

Built in the northern climate of Wisconsin, Aqua-therm boilers are designed for rugged winters. Our local climate allows us to test and develop all of our boiler products properly and to make improvements to our boilers as needed



275

80,000 btu

- 63" x 38" x 58" (HxWxD)
- 59 Gallon Capacity
- 36" Log Length
- 1/4 and 5/16 Construction
- (4) Rocker Grate System
- 50 cfm Forced Draft Fan
- 13 Cu ft Firebox Capacity
- 10" x 14" Fuel Door
- 5" x 7" Ash Removal Door
- Full Firebrick lining
- 6" Flue
- 2" FNPT Connections



345

100,000 btu

- 63" x 38" x 73" (HxWxD)
- 76 Gallon Capacity
- 42" Log Length
- 1/4 and 5/16 Construction
- (8) Rocker Grate System
- 75 cfm Forced Draft Fan
- 7.4 Cu ft Firebox Capacity
- 17" x 17" Fuel Door
- 5" x 7" Ash Removal Door
- Full Firebrick lining
- 6" Flue
- 2" FNPT Connections



Available As An Outdoor System

275 Outdoor System

- 73" x 48" x 72" (HxWxD)

345 Outdoor System

- 73" x 48" x 84" (HxWxD)

Our hand crafted outdoor wood boilers are manufactured with state of the art equipment in Wisconsin where the Winters provide the perfect testing environment

Shop Online: ShopRoyall.com

08

More Information: Aqua-Therm.com

AMERICAN ROYALL

Non-Pressurized Residential Boilers

Residential Non-Pressurized Heating Solutions

The ultimate boiler to heat your home, domestic water and MORE!

Quality is the hallmark of every American Royall boiler. Quality in materials, quality in construction, and quality in customer service. The result is a superior product that's easier to operate and delivers better performance over a longer lifetime.



7300 B NS

300,000 btu

- 54" x 45" x 76" (HxWxD)
- 145 Gallon Capacity
- 43" Log Length
- 1/4" Construction
- (4) Stationary Grates
- 50 cfm Forced Draft Fan
- 21 Cu ft Firebox Capacity
- 19" x 24" Fuel Door
- 5" x 7" Ash Removal Door
- 6" Flue
- 1-1/4 FNPT Connections



7300 A OD

300,000 btu

- 56" x 72" x 94" (HxWxD)
- 145 Gallon Capacity
- 43" Log Length
- 1/4" Construction
- (4) Stationary Grates
- 50 cfm Forced Draft Fan
- 21 Cu ft Firebox Capacity
- 19" x 24" Fuel Door
- 5" x 7" Ash Removal Door
- 6" Flue
- 1-1/4 FNPT Connections



7300 B OD

300,000 btu

- 56" x 72" x 94" (HxWxD)
- 145 Gallon Capacity
- 43" Log Length
- 1/4 Construction
- No Grate System
- 50 cfm Forced Draft Fan
- 21 Cu ft Firebox Capacity
- 19" x 24" Fuel Door
- 5" x 7" Ash Removal Door
- 6" Flue
- 1-1/4 FNPT Connections

Premium Residential Applications

Outdoor Non-Pressurized Residential Boilers

Burning wood with an outdoor boiler is Safer, Cleaner, and Less Work

We invite you to become better acquainted with our boiler products, and our company. When you do, we're certain you'll find that the Royall Value Advantage makes Royall products your most economical heating buy



7400 A OD

400,000 btu

- 72" x 84" x 102" (HxWxD)
- 380 Gallon Capacity
- 43" Log Length
- 1/4 Construction
- (4) Grate System
- 50 cfm Forced Draft Fan
- 49 Cu ft Firebox Capacity
- 24" x 32" Fuel Door
- 5" x 7" Ash Removal Door
- 6" Flue
- 1-1/4 FNPT Connections



7400 B OD

400,000 btu

- 72" x 84" x 102" (HxWxD)
- 380 Gallon Capacity
- 43" Log Length
- 1/4 Construction
- No Grate System
- 50 cfm Forced Draft Fan
- 49 Cu ft Firebox Capacity
- 24" x 32" Fuel Door
- 5" x 7" Ash Removal Door
- 6" Flue
- 1-1/4 FNPT Connections

QUALITY is the hallmark of every Royall Boiler

- Large Capacity Water Reserve
- Chimney Access Door
- Water Level Indicator
- Fiberglass Insulation
- High Temperature Insulated Door
- Heavy Duty One Piece Roof
- Easy To Use Control Panel

a superior product that's easier to operate and delivers better performance over a longer lifetime

Shop Online: ShopRoyall.com

10

More Information: SetonBoiler.com

SETON BOILER

High Efficiency Gasification

Residential and Commercial Gasification Boilers

The Seton wood gasification boiler has a crossfire flame path over three feet long with a balanced draft and a 99% combustion efficiency.

Lower Wood Consumption: Because of the higher efficiency, less wood is needed to produce the same amount of heat. This results in lower fuel costs and less frequent loading of the boiler.



SB90

90,000 btu

- 52" x 32" x 42" (HxWxD)
- 1/4" Front and Door
- 14ga Side Panels
- 2.2 Gallon Capacity
- 4" Poured Refractory
- 50 cfm Draft Fan
- 20" x 20" Firebox
- 19" x 13" Fuel Door
- 16" Log Length
- 1" SCH 80 Internal Piping
- 1-1/4" FNPT Connections



SB130

130,000 btu

- 52" x 42" x 42" (HxWxD)
- 1/4" Front and Door
- 14ga Side Panels
- 3.2 Gallon Capacity
- 4" Poured Refractory
- 50 cfm Draft Fan
- 28" x 20" Firebox
- 27" x 14" Fuel Door
- 24" Log Length
- 1" SCH 80 Internal Piping
- 1-1/4" FNPT Connections



SB180

180,000 btu

- 52" x 48" x 48" (HxWxD)
- 1/4" Front and Door
- 14ga Side Panels
- 4.2 Gallon Capacity
- 4" Poured Refractory
- 50 cfm Draft Fan
- 28" x 26" Firebox
- 27" x 14" Fuel Door
- 24" Log Length
- 1" SCH 80 Internal Piping
- 1-1/4" FNPT Connections

FURNACE / BOILER PARTS

World Class
Customer
Support

Providing Top Quality Parts At Affordable Prices

We ARE your one stop shop for furnace and boiler needs

Find the boiler parts you need from Royall to maintain your heating systems. Buy online for fast shipping!



DRAFT INDUCER FANS



CIRCULATION FANS



FILTER BOXES



FAN LIMIT SWITCHES



FURNACE FAN CONTROL



ROCKERS / GRATES



FIREBRICK



REPLACEMENT PARTS



GASKETS and CEMENT

Shop Online: ShopRoyall.com

12

FURNACE / BOILER PARTS

Our Team
Knows Boilers
Inside and Out

Get The Exact Replacement Part For Your System

We offer a seamless online shopping experience

Whether you're a professional plumber or a DIY enthusiast, you can count on our products to perform exceptionally well. We offer a wide range of furnace and boiler supplies to meet all your needs



AUTO SHUT OFF



CIRCULATION PUMPS



AQUASTATS



AIR SEPARATORS



PRESSURE RELIEF VALVES



AUTO FILL VALVES



BACKFLOW PREVENTERS



MIXING VALVES



TEMP / PRESSURE GAUGES

FURNACE / BOILER PARTS

Genuine
Royall
Replacements

Your One Stop Shop For Replacement Parts

We're prepared to meet your needs with our extensive offering of parts

Low Prices For furnace and boiler products. High Quality Parts. Fast Shipping. Wide Selection. Great Customer Service.



WATER TO AIR



WATER TO WATER



POOL WATER TO WATER



COPPER SIDARM



HANGING EXCHANGERS



BOILER TREATMENT

Royall offers **exact replacement parts** that you need for your furnace or boiler model.
Shop our parts selection today online or give us a call!

We offer a wide range of **quality products** that meet the needs of customers operating in diverse and demanding markets with worldclass customer support

Shop Online: ShopRoyall.com

14

PLUMBING SUPPLY

Quality
You Can
Trust

Providing Top Quality Products At Affordable Prices

We offer a seamless online shopping experience

Whether you're a professional plumber or a DIY enthusiast, you can count on our products to perform exceptionally well. We offer a wide range of plumbing supplies to meet all your needs



SEPARATORS AND FILLS



PEX FITTINGS AND TUBING



MANIFOLDS



EXPANSION TANKS



HEAT EXCHANGERS



PUMPS

Our team of knowledgeable staff is here to assist you with any questions you may have. From selecting the right products to providing installation tips, we're committed to helping you succeed with your plumbing projects.

**Where Quality Meets Reliability:
Your Go To Plumbing Supply Source**

SEE
MORE



WE'RE SO MUCH **MORE**
THAN JUST FURNACES and BOILERS

WE PROVIDE **COMMERCIAL
EQUIPMENT** TO A DIVERSITY
OF CLIENTS



Visit: RoyallProducts.com

16

ROYALL SEALCOATING

Durable and
Built To Take
A Beating

Tell Us How You Want Your System Built!

It's the industry standard for tow behind sealcoat spray applicator trailers

Seal Coat Trailers that ARE the complete package for your worksite, they grow and expand with your sealcoat requirements. Whether you're looking for sealcoat storage, high capacity application for large sealcoating projects, or just to spray asphalt or sealer, we're here to help you.



Our Standard Trailers
are the Same Length
as our competitor's
Extended trailers

AVAILABLE SEALCOAT TRAILER EXTRAS

- Crack Melter's
- Spray bars
- Add on Toolbox
- Add on Storage Areas
- Trailer Extensions

Storage areas can be sized to
fit special equipment

Brush Boxes and Hose Reels can
be placed per your specifications

300 / 500 / 700 / 1000 GAL CAPACITIES

Sealcoating contractors need equipment that's fast, dependable, and easy to use. Royall sealcoat products are manufactured and designed for years of quality, maintenance free service. We're committed to building the best performing, longest lasting sealcoat products available anywhere

STANDARD EQUIPMENT

- 100' Hose Reel w/Hand Crank
- 6' Spray Wand
- 2" ARO Pump w/Surge Bottle
- 3 Gallon Filter Basket
- 40 Gallon Water Tank
- 4 Gallon Hydraulic Tank
- 42" Broom Box
- 13hp Air Compressor
- Prince Valves
- Parker Hoses
- Custom Loading Ramp
- 18' Extended Trailer

SEALCOATING EQUIPMENT

World Class
Customer
Support

Providing Top Quality Parts At Affordable Prices

We offer a seamless online shopping experience

Find the Furnace and Boiler Parts you need to maintain your heating systems.



FILTER POTS



FILTERS / STRAINERS



SEALCOAT PUMPS



WATER TANKS



SPRAY WANDS



ASPHALT HOT BOX



ASPHALT MELTER



BROOM BOX



SPRAYBARS and NOZZLES

Shop Online: ShopRoyall.com

ROYALL SEALCOATING

Ultimate Sealcoat Convenience

Agitated Storage Tanks For Pavement Asphalt


Our Sealcoat Storage Tanks are perfect for anyone who needs a place to store sealer so they can manually transfer the sealer to the asphalt surface

The convenience of on site sealcoat bulk storage tanks enables you to spend more time sealcoating and less time running to replenish your sealcoat. Royall storage tanks are constructed for long term storage of sealcoat products.

SUPERIOR DURABILITY AND PRODUCTIVITY

- The Ultimate in convenience and economy
- Includes all the hydraulics for pump out and agitation

Constructed for long term storage of sealcoat products



1000 / 2000 / 4000 / 6000 / 8000 / 10000 GALLON CAPACITIES

STANDARD FEATURES

- 1/4" Steel Construction
- 5hp Gasoline Engine
- Bowie Series Pump
- 3 Gallon Filter Pot
- 24" x 24" Manway Opening

Royall offers paddle mixing storage and transfer tanks from 1000 to 10,000 gallon capacities. Our heavy duty paddle sealcoat mixers feature multiple offset paddles for maximum agitation. All tanks include large top manways and heavy duty construction.

ROYALL SEALCOATING

Quality Asphalt Accessories

Designed To Provide The Most Reliable Service

Industry Leading Melters and Crack Filler designs that get the job done!

Whether you're sealing or filling cracks, a sealcoating business or a budding asphalt expert, Royall has what you need when it comes to asphalt and sealcoating equipment. Our innovative and quality pavement repair solutions ensure versatility for all kinds of projects.



30 Gal Asphalt Melter

- 30" x 52" x 21" (HxWxD)
- 14ga Steel Construction
- Hose (Included)
- Regulator (Included)
- Temp Gauge (Included)
- Custom Colors Available



2 Ton Asphalt Melter

- 41" x 50" x 46" (HxWxD)
- 10ga Steel Construction
- Custom Colors Available



10 Gallon Crack Filler

- Heavy Duty No Drip Design
- 10 Gallon Capacity
- All Steel Construction
- Built In Hand Agitation
- Custom Colors Available

We Supply All Your Accessory Needs

Shop Online: ShopRoyall.com

20

More Information: RoyallAsphaltAndSealcoating.com

ROYALL SKIDSTEER

Innovation
Quality
Reliability

Attachments Designed To Perform and Last

Heavy Duty construction means an attachment that lasts for years. Our various attachments allow you to work smarter.

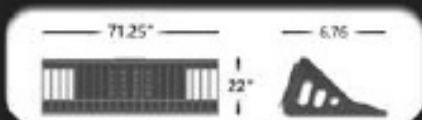
Offering the BEST PERFORMING attachments for skidsteers. We offer attachments for the toughest site requirements and for general light duty applications.



ROCK BUCKET

- Weight: 650 Pounds
- Width: 71 inches
- Length: 40 inches
- Height: 22 inches

Universal Skid Steer
Style Back Plate



GRAPPLE BUCKET

- Weight: 920 Pounds
- Width: 71 inches
- Length: 40 inches
- Height: 28 inches

Universal Skid Steer
Style Back Plate



PALLET FORK

- Weight: 400 Pounds
- Width: 45 inches
- Length: 48 inches
- Height: 37 inches
- Capacity: 3000 Pounds

Universal Skid Steer
Style Back Plate



ROYALL SKIDSTEER

Quality Asphalt Accessories

Designed To Provide The Most Reliable Service

Industry Leading Melters and Crack Filler designs that get the job done!


Whether you're sealing or filling cracks, a sealcoating business or a budding asphalt expert, Royall has what you need when it comes to asphalt and sealcoating equipment. Our innovative and quality pavement repair solutions ensure versatility for all kinds of projects.



ROTARY CUTTER

- Weight: 650 Pounds
- Width: 71 inches
- Length: 40 inches
- Height: 22 inches

Universal Skid Steer
Style Back Plate



SNOW BLOWER

- Weight: 920 Pounds
- Width: 85 inches
- Length: 37 inches
- Height: 67 inches

Universal Skid Steer
Style Back Plate

STACK THE
DECK
IN YOUR
FAVOR

**ECONOMICAL
DESIGN**

**UNIVERSAL
CONNECTION**

PERFECT SIZE

Shop Online: ShopRoyall.com

22

More Information: RoyallAsphaltAndSealcoating.com

ROYALL FUEL TANKS

Optional Containment Facilities

The SMART Choice For Above Ground Fuel Storage

Commercial / Military / Marine / Aviation Usage

There's a reason why the biggest power equipment manufacturers worldwide trust fuel tanks and fuel tank components by Royall. Our extensive tank building expertise and reputation for fabrication quality and engineering excellence means you can trust our fuel tanks integrity.



300 / 500 / 1000 GAL STORAGE

- Single or Double Wall
- 10ga Construction (300/500)
- 7ga Construction (1000)
- Openings: 2", 2", 4", 2", 2"
- Up To 150% Containment
- Custom Colors Available



500 / 1000 GAL MIL (ASTs)

- Single or Double Wall
- 10ga Construction (500)
- 7ga Construction (1000)
- Openings: 2", 2", 4", 2", 2"
- Desert Sand Color



600 GAL MARINE

- Standard Double Wall
- 10ga Construction
- Openings: 2", 2", 4", 4", 2", 2"
- Custom Colors Available

Commercial / Military / Marine / Aviation

ROYALL FUEL TANKS

Fuel Storage Tanks

Cost Effective Installation and Maintenance

Can be relocated easily if your storage needs change

Ideal for a wide range of applications including agriculture, construction, transportation, and emergency backup power systems. Our tanks are constructed from premium grade steel, ensuring durability and resistance to corrosion and weathering



300 GAL AGRICULTURE

- Single Wall
- 12ga Construction
- Openings: 2", 2", 4", 2", 2"
- No Containment
- Custom Colors Available



115 GAL TRUCK BED

- Single Wall
- 12ga Construction
- Openings: 2", 2", 2"
- Custom Colors Available

**PUMPS
VENTS
GAUGES**

AVAILABLE AT
www.ShopRoyall.com

Our fuel storage tanks are fabricated with complete attention to every single detail.

We use only the highest quality fuel tank construction methods and materials while adhering to all federal, state, and local rules and regulations.

Our tanks are individually made to order meeting each job requirement and are most commonly used for diesel, fuel oil, gasoline, and jet fuel storage for aviation applications.



**shop
ROYALL**

Shop Online: ShopRoyall.com

24

More Information: RoyallFuelTanks.com

ROYALL TANKS

Cost Effective
Versatile
Space Efficient

Long Term Durability and Resistance To Corrosion

Easier and quicker to install compared to horizontal tanks

Why choose our vertical liquid storage tanks? Made from premium materials tailored to your specific needs, whether for corrosive chemicals or potable water. Available in various sizes and configurations, with customization options to meet unique storage requirements.



300 / 340 GAL STORAGE

- Single Wall
- 10ga Construction
- 39" x 70" (300 Gal)
- 42" x 70" (340 Gal)
- Openings: 2"



420 GAL STORAGE

- Single Wall
- 10ga Construction
- 46" x 70"
- Openings: 2"



1000 GAL STORAGE

- Single Wall
- 10ga Construction
- 65" x 82"
- Openings: 2"

We Supply

Specialty / Storage / Pressure Vessels

ROLLOFF DUMPSTERS

Solutions For Your Businesses

Strong, Sturdy, and Durable!

Dumpsters that meet commercial and industrial waste collection needs

Royall rectangular open top rolloff dumpsters are the most durable and heavy duty containers available. Our dumpsters are designed for waste hauling and scrap collection, and are available in custom colors.



20 YARD ROLLOFF DUMPSTER

- Overall Dimensions: 20'-8" x 8'-4" x 4'-8"
- Floor: 7 Gauge
- Rollers/Wheels: 6" x 8-1/2"
- Sides and Front Walls: 11 Gauge
- Top Rails: 11 Gauge
- Side Braces / Wall Post: 11 Gauge
- Rear Door: 11 Gauge

Contact Us To Order Your Rolloff Dumpster Now!

- **DURABILITY**
- **RECYCLABILITY**
- **COST SAVINGS**
- **SAFETY**

Our Quality Control
Measures Ensure
Finished Products
Meet Specifications

Why Buy A Dumpster From Royall?

- Purchasing a rolloff dumpsters will be more cost effective in the long run. Renting a dumpster on a regular basis can be expensive, especially if your company generates a large amount of waste. Buying rolloff dumpsters upfront can save you money in the long run by eliminating the need to pay rental fees.
- Owning your own rolloff dumpster gives your company total control over your waste management. When you own your own dumpster, you can choose the size, type, and number of dumpsters that best meet your needs.

Shop Online: ShopRoyall.com

26

More Information: RoyallDumpsters.com

TRUCK BEDS

Complete Truck Bed Solutions

Long Term Durability and Resistance To Corrosion

The industry's most rugged, durable and best looking Flat Bed Truck Body.

Our Flatbed truck beds cover more than just the basics for anyone moving materials for construction, lumber and supply, plumbing, roofing and more.



ALUMINUM or STEEL TRUCK BEDS

- Width: 8 Feet
- Length: 11 Feet
- Deck: 1/4" Aluminum, or 7ga Steel

Stop, turn, tail, back up, and tag light openings truck beds are available with or without lighting.

Load Up Your Truck Without Worry
We'll meet your needs and exceed your expectations

Tough enough to haul the big loads, these are expertly designed, professional grade workhorses that are sized to fit almost any situation

Purpose built for rugged durability and versatile performance, our Flat Beds transform your truck into a powerful workhorse

We Set The STANDARD

We're proud to be the
PRODUCT OF CHOICE
for commercial fleets
and work trucks

Flavored Wood Pellet Goodness

Unrivaled Flavor and Endless Possibilities

The Gold Standard pellet grill that pushes the innovation envelope

We're redefining outdoor BBQ to deliver perfect smoke and the best possible wood flavor. Royall wood pellet grills and smokers give you the ability to Grill, Smoke, and Bake on one wood pellet grill. From that slow smoked BBQ brisket or juicy barbecue chicken to steak, pizza and everything in between is possible.



BACKYARD

- 14ga and 12ga Construction
- 45"x39"x20" (HxWxD)
- (2) 19"x11" SS Grates
- Overall Weight 195 lbs
- 160° to 600° Plus Range
- Configurable Digital PID
- External RTD Input
- 21 lb Hopper Capacity
- Custom Colors Available



WHOLE BLOCK

- 14ga and 12ga Construction
- 45"x51"x20" (HxWxD)
- (3) 19"x11" SS Grates
- (1) 5"x34" SS Warming Tray
- Overall Weight 245 lbs
- 160° to 600° Plus Range
- Configurable Digital PID
- External RTD Input
- 21 lb Hopper Capacity
- Custom Colors Available



MASTER SERIES

- 14ga and 12ga Construction
- 55"x51"x25" (HxWxD)
- (3) 19"x11" SS Grates
- (1) 5"x34" SS Warming Tray
- Overall Weight 280 lbs
- 160° to 600° Plus Range
- Configurable Digital PID
- External RTD Input
- 21 lb Hopper Capacity
- Custom Colors Available

BBQ Just Got **EASIER**

Shop Online: ShopRoyall.com

28

More Information: RoyallGrills.com

ROYALL GRILLS

Competition BBQ Flavor You Deserve

From Tailgating To Competition BBQ, We Have It

We're MORE than just Amazing burgers, A WHOLE LOT MORE!

Features An Internal Design That Keeps All That Great BBQ Smoke In While Evenly Distributing The Heat. We've specially designed our internal heat shield assembly that distributes heat evenly throughout the smokers cooking area while providing a "no-burn" BBQ environment.



TAILGATER

- 14ga and 12ga Construction
- 21"x30"x16" (HxWxD)
- (1) 15"x18" SS Grates
- Overall Weight 90 lbs
- 180° to 450° Plus Range
- Digital PID
- 10 lb Hopper Capacity
- Custom Colors Available



5000 VS PITMASTER

- 14ga and 12ga Construction
- 68"x51"x24" (HxWxD)
- (6) 19"x35" SS Grates
- (6) Optional Grates Available
- Overall Weight 495 lbs
- 160° to 600° Plus Range
- Configurable Digital PID
- External RTD Input
- 21 lb Hopper Capacity
- Custom Colors Available



7000 VS PITMASTER

- 14ga and 12ga Construction
- 56"x40"x24" (HxWxD)
- (4) 19"x23" SS Grates
- (4) Optional Grates Available
- Overall Weight 355 lbs
- 160° to 600° Plus Range
- Configurable Digital PID
- External RTD Input
- 21 lb Hopper Capacity
- Custom Colors Available

Flavored Wood Pellet Goodness

Unrivaled Flavor and Endless Possibilities

The Gold Standard pellet grill that pushes the innovation envelope

Our Ironman Ugly Drum will make you the envy of the neighborhood once you fire it up! The RG Pro is the perfect fit for an outdoor cooking island. Need to get away? The RG032 Pit is the perfect companion.



IRONMAN UDS

- 10ga Construction
- 46"x33"x24"(HxWxD)
- (1) 22"x1.8" SS Grates
- Overall Weight 225 lbs
- 220° to 325° Temp Range
- Manually Adjustable Vents
- 22"x1.8" Baffle Plate
- Custom Colors Available



RG PRO

- 14ga and 16ga Construction
- 46"x32"x26"(HxWxD)
- (2) 19"x11" SS Grates
- Overall Weight 175 lbs
- 180° to 450° Plus Range
- Digital PID
- 16 lb Front Hopper
- For Outdoor Islands
- Custom Colors Available



RG 032 PIT

- 14ga and 16ga Construction
- 32"x32"x32"(HxWxD)
- (1) 19"x22" Grate
- Overall Weight 35 lbs
- Custom Colors Available

Think **AMAZING FLAVOR**

Shop Online: ShopRoyall.com

30

More Information: RoyallGrills.com

WINDSPIRE

Verticle Axis Wind Turbine Generators

A Complete Green Power System

Maximum efficiency and complete reliability at all time

Our vertical axis wind turbines come in many sizes and shapes from our 750 watt wind turbine up to our 5kW wind turbine. Affordable, attractive, and Ultra Quiet, creating clean energy from the natural wind. All wind turbines are available in custom colors



Vertical Axis Wind Turbine System

Affordable Energy

generated by the force of
the wind only

1kW / 2kW / 3kW / 5kW SYSTEMS

Proven Performance, Reliability, and Availability
Systems Include Everything You Need

1kW System

- Rated Output 1.4kW
- Voltage Output 240v
- Cut In 8 mph
- Cut Out 35 mph
- (3) Blades in 1 Tier
- Rotor Diameter 4.5'
- Height 30'
- Weight 775 lbs
- Custom Colors Available

2kW System

- Rated Output 2.4kW
- Voltage Output 240v
- Cut In 8 mph
- Cut Out 42 mph
- (3) Blades each in 2 Tiers
- Rotor Diameter 5.2'
- Height 30'
- Weight 975 lbs
- Custom Colors Available

3kW System

- Rated Output 3.4kW
- Voltage Output 240v
- Cut In 10 mph
- Cut Out 42 mph
- (3) Blades each in 3 Tiers
- Rotor Diameter 5.5'
- Height 30'
- Weight 1250 lbs
- Custom Colors Available

5kW System

- Rated Output 5.4kW
- Voltage Output 240v
- Cut In 10 mph
- Cut Out 35 mph
- (3) Blades each in 3 Tiers
- Rotor Diameter 7.0'
- Height 32'
- Weight 1450 lbs
- Custom Colors Available

On-Grid or Off-Grid Installations

ROYALL CAMPING GEAR

Camp
Dream
Repeat

Our Signature Outdoor Heating Systems

Get your adventure started with our Tent and Barrel Stoves

We're redefining outdoor with our durable and affordable camping stoves. Gather friends around for a warm cozy experience like no other. Portable warmth that provides an atmosphere for backyard gatherings and camping. Setup in only minutes, while lasting a lifetime.



TENT STOVE

- 12ga Steel Barrel
- 10ga Steel Top
- 26"x16"x25"(HxWxD)
- Manually Adjustable Vents
- Custom Colors Available



BARREL STOVE

- 20ga Steel Barrel
- 29"x23"x36"(HxWxD)
- Manually Adjustable Vents
- Custom Colors Available



VEHICLE RACK

- 14ga and 11ga Steel
- 3.5"x60"x24"(HxWxD)
- 2" Hitch Receiver
- Custom Colors Available

ROYALL

Your Adventure **STARTS HERE**

Shop Online: ShopRoyall.com

32

ROYALL POND SUPPLY

The Pros
Already Know
About It

We're All About Beautiful Ponds and Lakes

It's about the appearance and keeping that algae away

Blue Moon pond dye is concentrated and extremely long lasting. Just one gallon will create a beautiful deep blue color from a one acre pond down to a depth of 16 to 24 feet. Our algaecide is perfect for ponds, lakes, gardens, fountains, and ornamental waterfalls



ROYALL POND DYE

**Blue Moon
Pond Dye**

4 Ounces



ROYALL POND DYE

**Blue Moon
Pond Dye**

1 Quart



ROYALL POND DYE

**Blue Moon
Pond Dye**

**1 Quart
Diluted**



ROYALL POND DYE

**Blue Moon
Pond Dye**

1 Gallon



ROYALL POND DYE

**Blue Moon
Pond Dye**

**1 Gallon
Diluted**



GreenClean PRO

**Green Clean
Algaecide**

2.5 Pounds



GreenClean PRO

**Green Clean
Algaecide**

8 Pounds



GreenClean PRO

**Green Clean
Algaecide**

20 Pounds



GreenClean PRO

**Green Clean
Algaecide**

50 Pounds


CATTLE CROSSINGS

Durability And Longevity

Built To Withstand Heavy Use and Harsh Weather

A well-designed cattle crossing ensures that your cattle can move safely

Investing in a cattle crossing is a smart move to enhance the safety, efficiency, and productivity of your farm or ranch. With a durable, well-designed cattle crossing, you can ensure the well-being of your livestock, save time and labor, and enjoy long-term economic benefits.



HEAVY DUTY CATTLE CROSSING

- Heavy Duty 1.5" 14ga Steel Tubing and 1/4" Steel
- Light Duty - 4 Truss, 80"x120"
- Medium Duty - 5 Truss, 86"x120"
- Heavy Duty, 6 Truss, 96"x120"

4 Wheelers, motorcycles, or bicycles can easily cross
but the livestock stays confined

Suitable for various applications including pastures, feedlots, and dairy operations.

Can be customized to fit specific farm layouts and requirements.